

NAMES	TITLE	DATE	REVISIONS	PERIOD
1.	Blue Bird House	12-12-2011		1st
2.				

Lumber

- 1 - 3 1/4" x 5 1/2" x 48" pine board

Tools

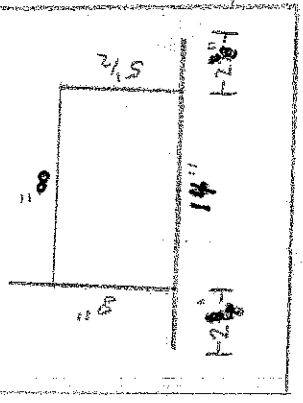
- Hammer
- Cordless Drill
- Corded Drill
- Square
- Pencil
- 1/4" wood paddle bit or 3/8"
- 15/64 wood bit
- Hand saw
- File
- Sand Paper

Hardware

- Nails

- Finish Nails to construct

- Double-Head Nail for P perch



Bird House Lumber Cuts

\* ALL pieces will be 5 1/2" wide due to pre-cut size

3 - 8" pieces (Front & 2 sides)

1 - 8" piece (Top Roof)

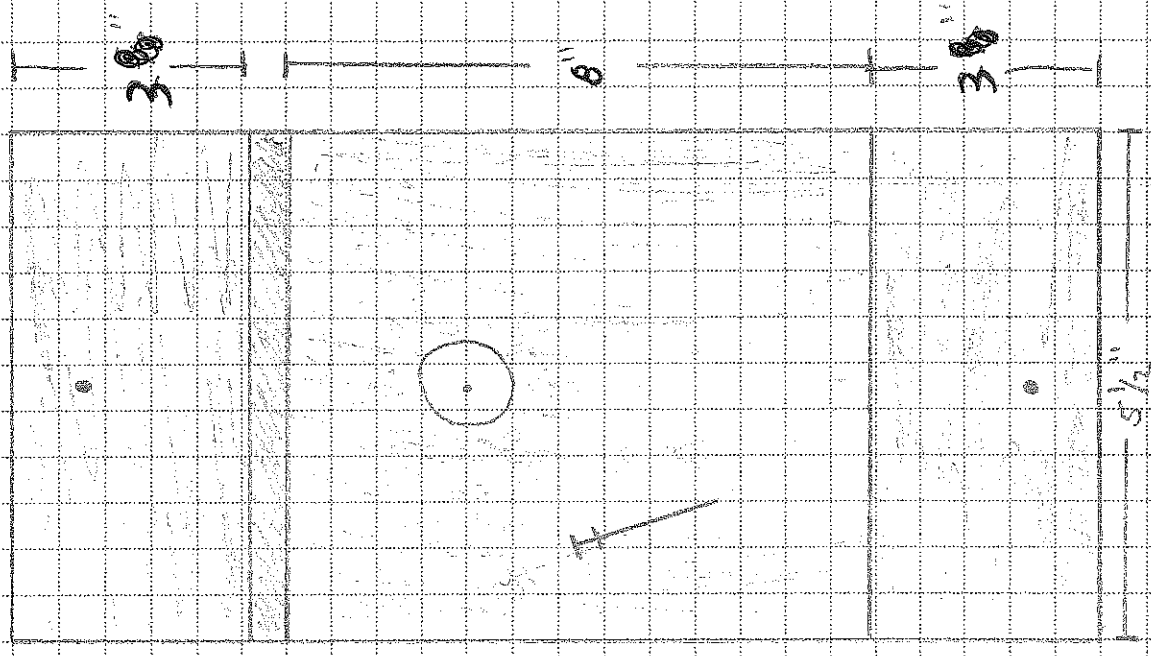
1 - 14" piece (Back)

1 - 4" piece (Bottom Floor)

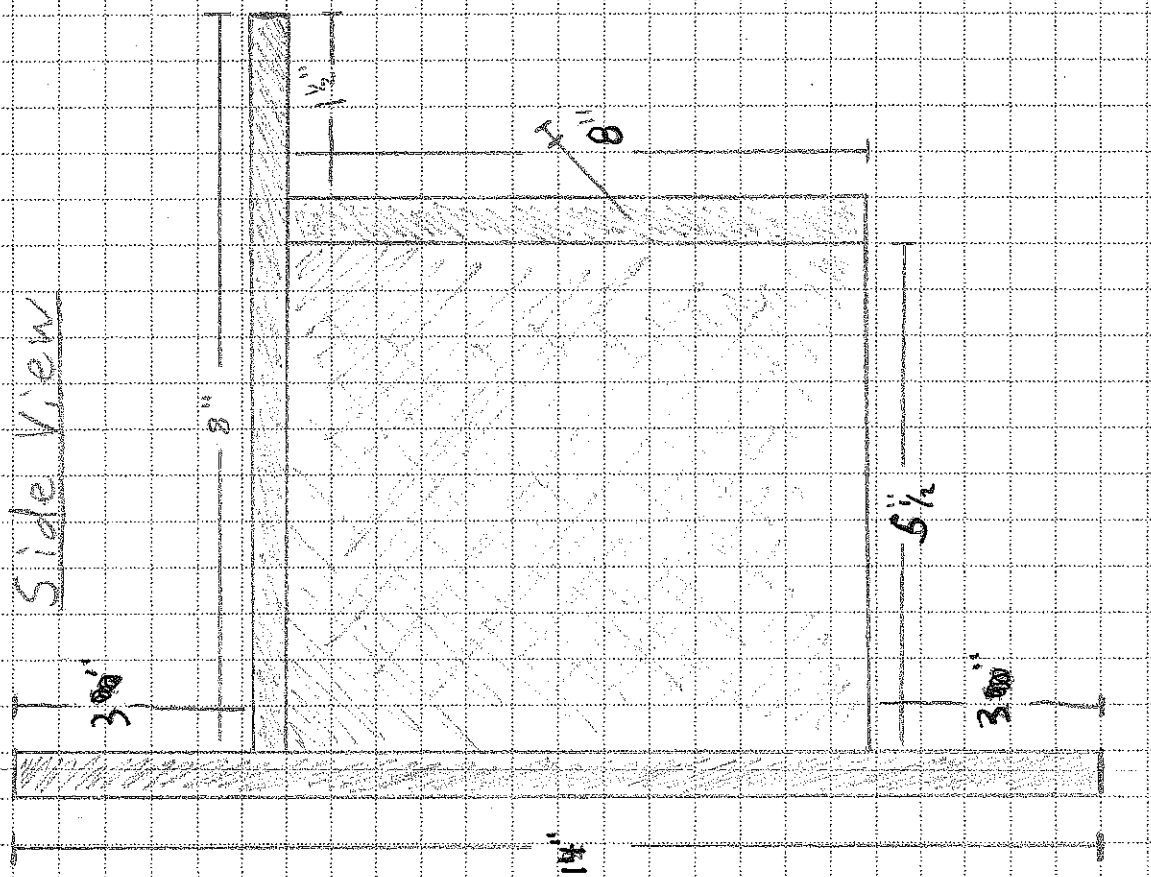
1

2

Front View



Side View



NAME	Side & Front View	DATE revised	12-12-2011	PERIOD	1 <sup>st</sup> 2 <sup>nd</sup>
TITLE	Blue Bird House				

2

2

1

1

